



Greater-Katahdin Transportation Needs Assessment Findings

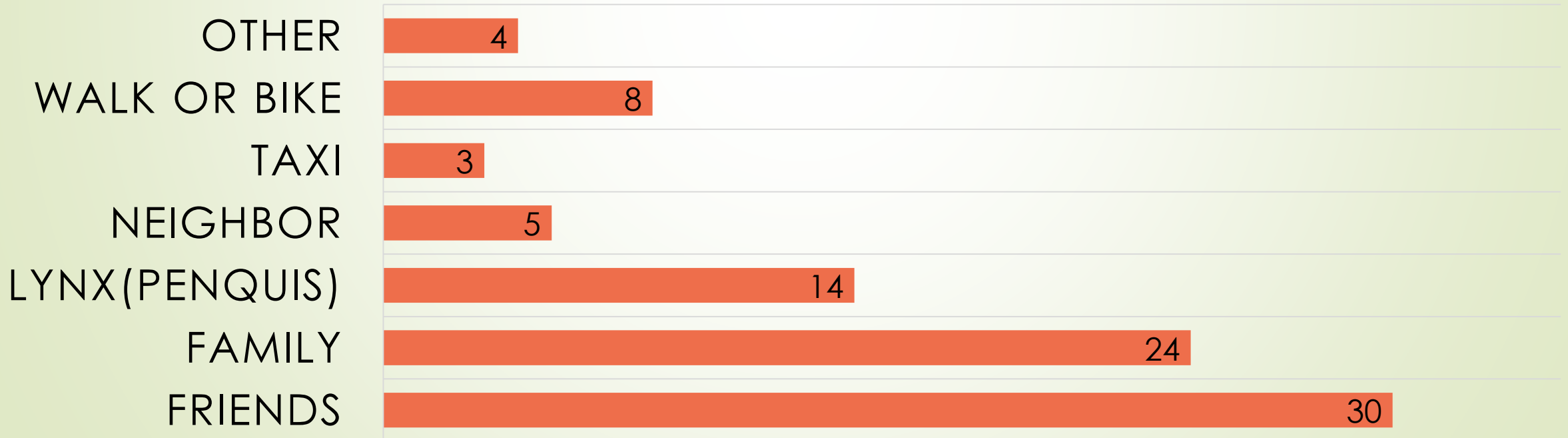
Interviews - Who participated?

- Everyone in the Katahdin-area who is dependent on another person for transportation was eligible to participate
- 50 interviews were conducted and 44 analyzed so far
- 26 interviewees lived in Millinocket, 10 in East Millinocket, 7 in Medway, and 1 in Mattawamkeag
- 27 were women and 17 were men
- The average age of participants was 54 years old
- Interviews also held with 6 volunteer drivers

How are people getting transportation?

TRANSPORTATION RESOURCES

■ Transportation Sources (Numbers exceed 44 due to people using multiple transportation options)





Challenges

80% didn't go somewhere due to no transportation in the last year.

20% don't know of any formal transportation resources available to them.

64% said it was difficult to live in the community without being able to drive.

57% said the winter was the most challenging time to not have transportation.


Social events and chores were the most common transportation gaps.

Challenges



Taxi

- Cost



Lynx

- Flexibility
- Reliability
- Concerns about other passengers (safety, smoke exposure)



Friends and
Family

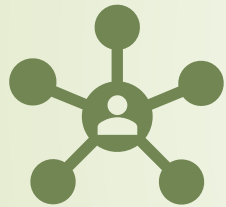
- Cost (gas)
- Concerns about burdening friends and family

Impacts


- 80% of participants felt their lives would be improved by having better access to transportation.
- No transportation means:
 - Lack of freedom
 - Loneliness and isolation
 - Feeling of living a scheduled life



Takeaways



Transportation access is dependent on social networks



Even for people who have transportation available to them through friends and family, barriers are faced



Flexibility is key to establishing a useful volunteer transportation network



Continued outreach is necessary to educate about Lynx and other subsidized services



Winter is time of highest need



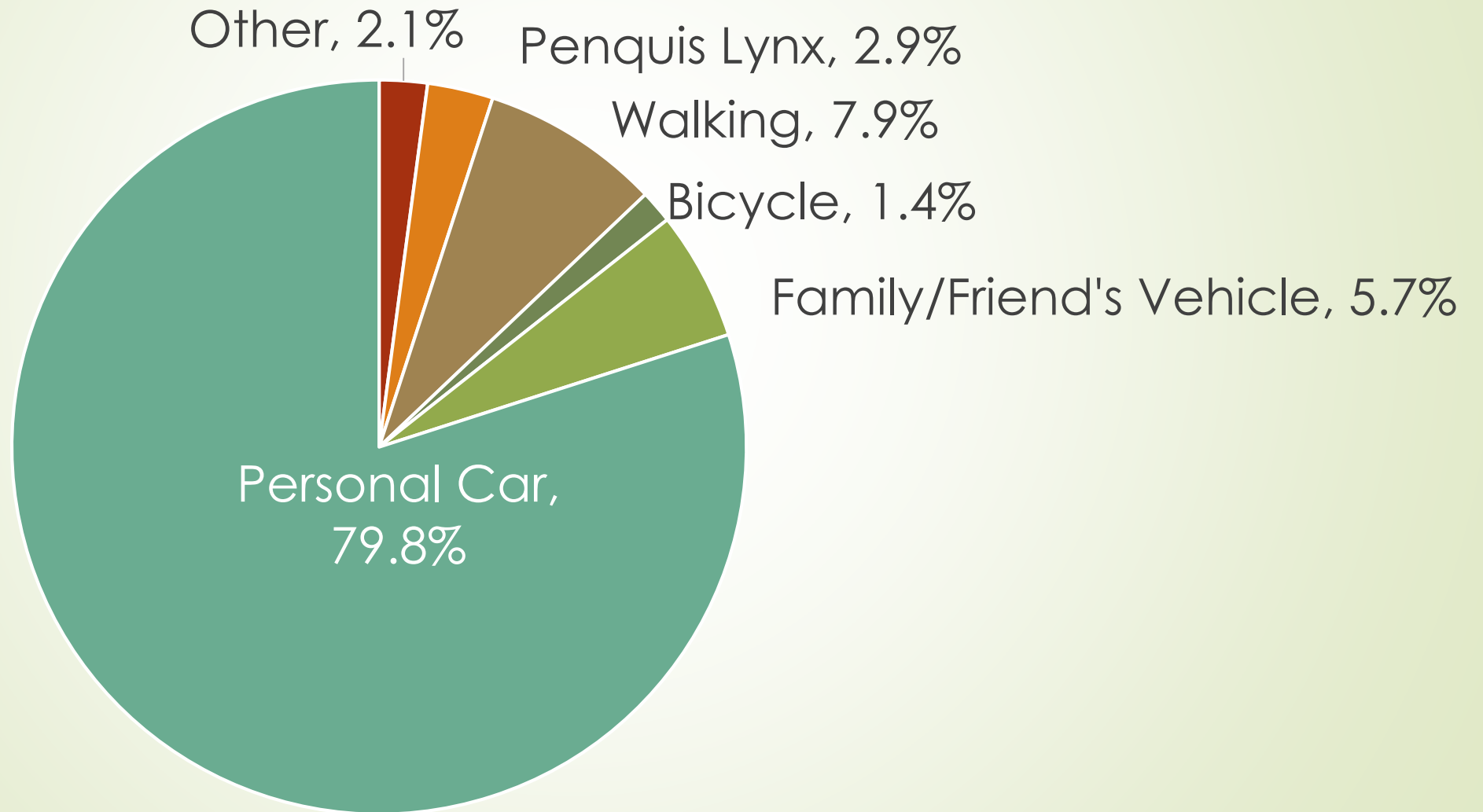
Survey Findings



Survey - Who participated?

- 73% from Millinocket, 10.3% from East Millinocket, 9.0% from Medway
- Median Age: 60
- Gender: 70% Women, 30% Men

Mode of Transportation Most Used by Respondents



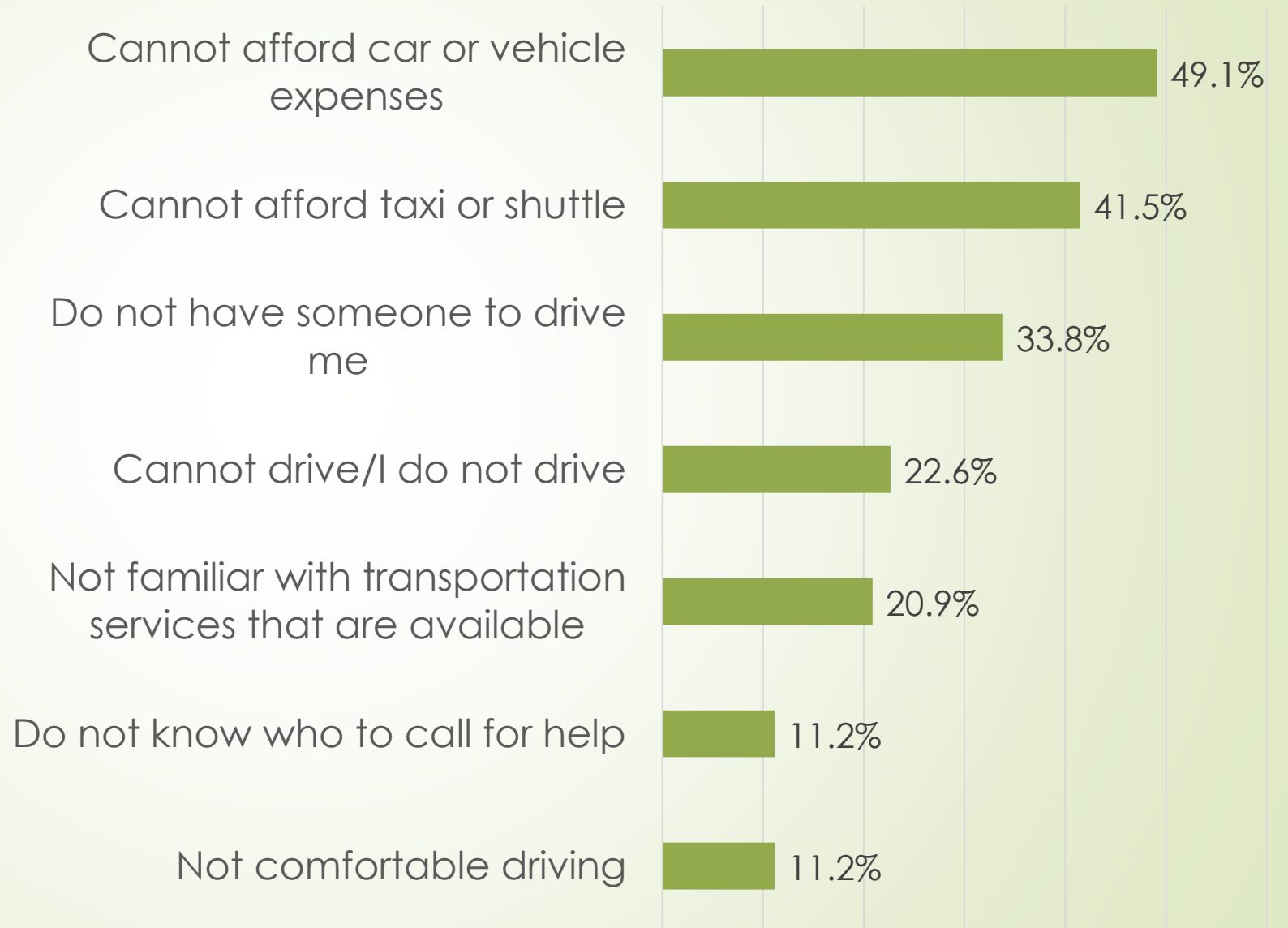
Challenges

% who were not able to get to destination 1-2 times per month or more due to no trans.



Barriers

Reasons for not getting out as much as respondent would like (N=54)



Likelihood of using transportation services if unable to drive in the future

